Littfinski **D**aten**T**echnik (**LDT**)

Operation Instruction

3-fold s88-N Adapter

Adap-HSI-s88-N

From the *Digital-Professional-Series!*

Adap-HSI-s88-N-F

LDT-Part-No.: 038112

>> finished module <<

With the Adapter **Adap-HSI-s88-N** is it possible to connect s88-Feedback Modules such as **RM-88-N**, **RM-88-N-O a**nd **RM-GB-8-N** directly by use of the screened **Patch-Cable** to the Interfaces **HSI-88**, **HSI-88-USB** and **DiCoStation** in accordance to s88-N.

This product is not a toy! Not suitable for children under 14 years of age! The kit contains small parts, which should be kept away from children under 3! Improper use will imply danger or injuring due to sharp edges and tips! Please store this instruction carefully.

4 038264 023615

The **PC-board** of the adapter **Adap-HSI-s88-N** contains **three RJ-45 sockets** for **three s88-buslines** marked with „**Left**“, „**Middle**“ and „**Right**“ for the **left**, **middle** and **right bus lines** to the feedback modules.

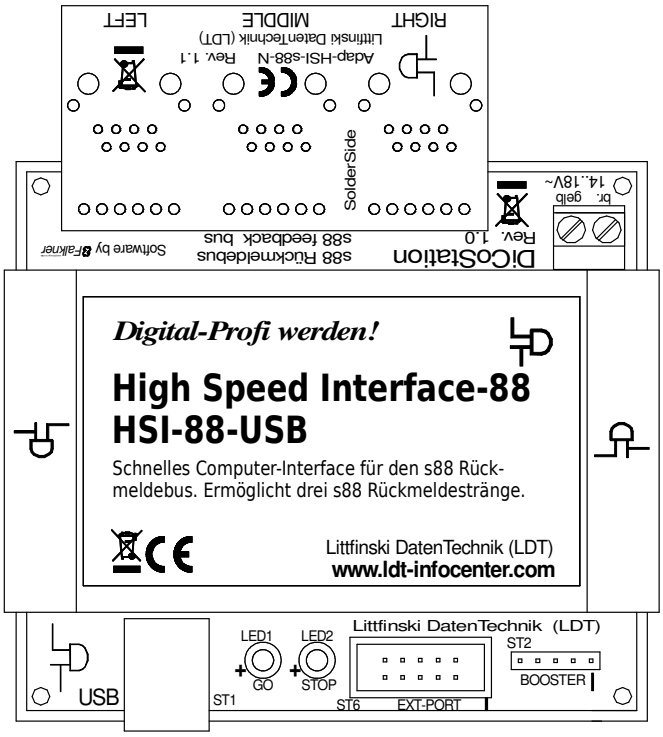

The draft shows the **High Speed Interface HSI-88-USB** with connected Adapter **Adap-HSI-s88-N**.

Introduction/Safety Instruction:

You have purchased the **3-fold s88-N Adapter Adap-HSI-s88-N** that is supplied within the assortment of **L**ittfinski **D**aten**T**echnik (**LDT**).

We wish you having a good time using this product.

- Please read the following instructions carefully. Warranty will expire due to damages caused by disregarding the operating instructions. **LDT** will also be not liable for any consequential damages caused by improper use or installation.
- We designed our devices for indoor use only.

The adapter comes with a **24 month warranty**.

Connecting the Adapter to the Interfaces HSI-88, HSI-88-USB or DiCoStation:

- **Attention: Please switch off your model railway layout and unplug all transformers from AC-current before starting to assemble the unit.**

Connect the **three 6-poles socket bars** of the adapter **Adap-HSI-s88-N** to the **three 6-poles pin bars** of the **Interfaces HSI-88, HSI-88-USB** or the **DiCoStation**.

Please attend careful that there is no offset between the position of the socket bars and the pin bars.

For the **three s88-buslines** are now **RJ-45 Sockets** available for realizing s88-N s88-bus connections to the feedback modules by using **screened Patch-Cables**.

Further LDT-Products from the ***Digital-Professional-Series*:**

S-DEC-4

4-fold turnout decoder for four outputs and with free programmable decoder address. With possible external power supply.

SA-DEC-4

4-fold switch decoder with four bi-stable relays of 2A switching current each and free programmable decoder address.

RM-88-N

16-fold feedback module (such as Märklin s88 switching against ground) for the **s88-standard connection** and s88-N.

RM-88-N-O

16-fold feedback module with **galvanic separated opto coupling** inputs for high **interference protection** and for **potential separation**.

For s88-Standard Connection and s88-N.

RM-GB-8-N

8-fold feedback module with **8 integrated track occupancy detectors** for a max. **current load of 3 Ampere (peak current of up to 7 Ampere)** for s88-standard connection and s88-N.

All components are available as easy to assemble **complete kits** as **finished modules** or as **finished modules in a case**.

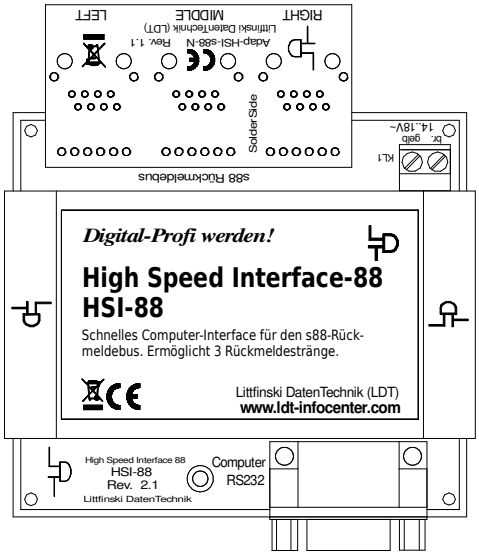

The **High Speed Interface HSI-88** for the serial COM-Interface with connected adapter **Adap-HSI-s88-N**.

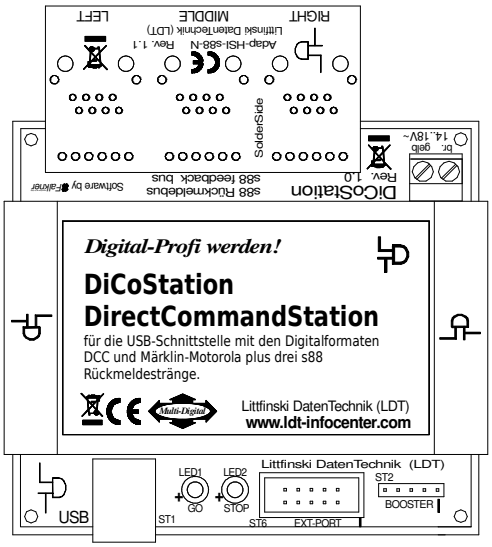

The **DirectCommandStation** (**DiCoStation**) with connected adapter **Adap-HSI-s88-N**.

<u>The below sample connection shows a **Feedback-System** consisting of the High Speed Interface **HSI-88-USB** with connected adapter **Adap-HSI-s88-N** and the Feedback Modules **RM-88-N**:</u>

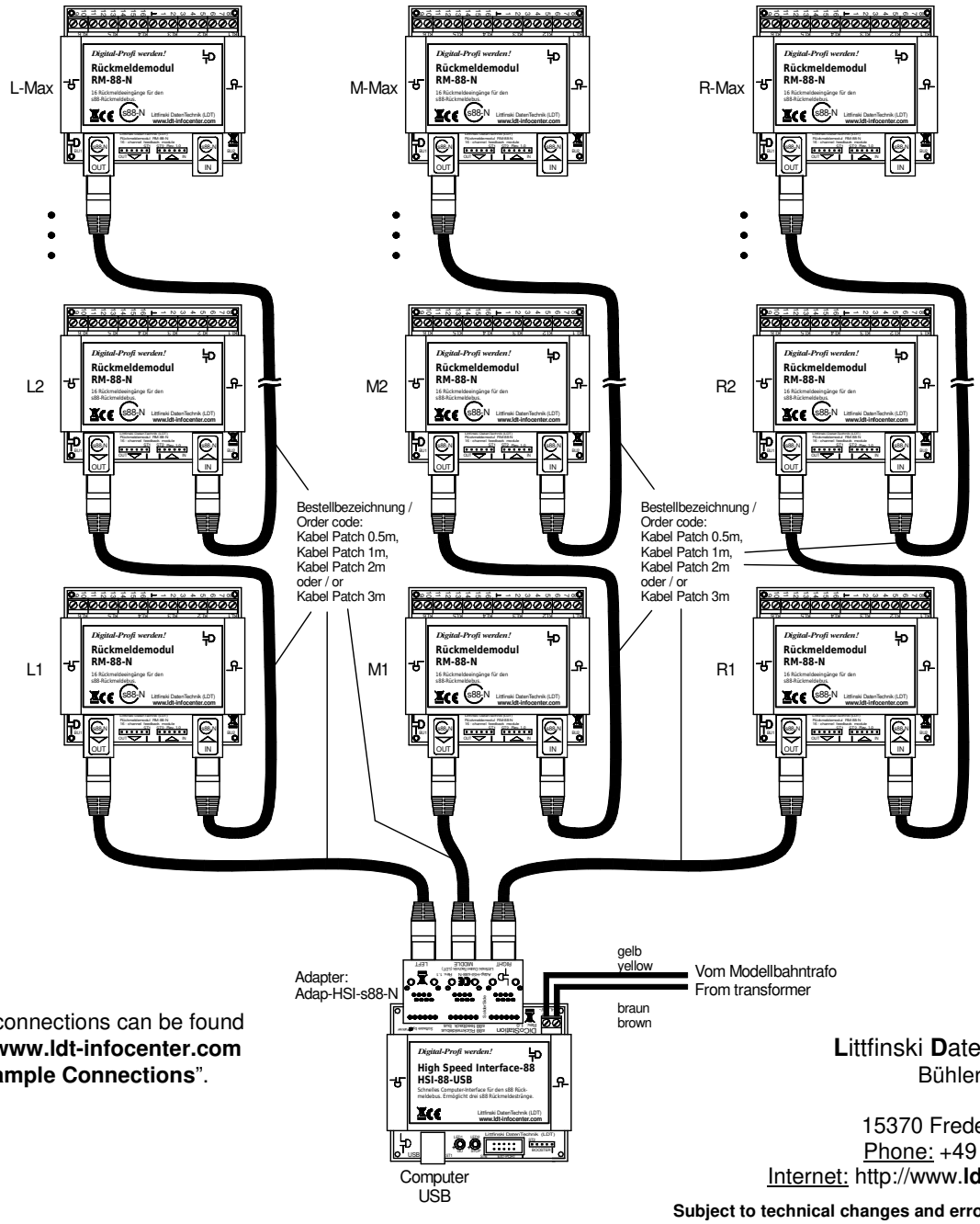

Colored sample connections can be found at our Web-Site **www.ldt-infocenter.com** at the section "**Sample Connections**".

Made in Europe by
Littfinski **D**aten**T**echnik (**LDT**)
Bühler electronic GmbH
Ulmenstraße 43
15370 Fredersdorf / Germany
<u>Phone:</u> +49 (0) 33439 / 867-0
<u>Internet:</u> http://www.**ldt-infocenter**.com